



# Individual Results Shooting

## Résultats individuels Tir





Year/Année:


2019





team	First Name	Name	Cat	Rifle			Pistol			Total Competition Points	Position
				Prec.	Rapid	Pts	Prec.	Rapid	Pts		
EST2	Marek	ZAHKNA	Exp	71	79	150	74	90	164	950	1
GBR6	Claire Jane	SAPWELL	Fem	70	71	141	74	90	164	905	2
DEU3	Christian	FRITZSCHE	Vet	77	61	138	70	86	156	850	3
CHE1	Nicola	TRAVAGLINI	Exp	75	70	145	66	82	148	845	4
ZAF1	S.R.	HLOPE	Vet	71	86	157	58	78	136	845	5
FIN2	Saku	LIEHU	Vet	72	64	136	74	83	157	845	6
NLD3	Jacob	KEUNIG	Exp	65	79	144	74	71	145	825	7
DEU1	Daniel	SKORK	Vet	62	69	131	71	83	154	805	8
NLD2	Jeroen	ZOLL	Exp	78	46	124	78	82	160	800	9
DEU3	Dr. Konstantin	ULRICH	Vet	66	61	127	71	86	157	800	10
FRA1	Marine	SEELEITER	Fem	77	60	137	71	72	143	780	11
CHE1	Jan	VONTOBEL	Exp	71	64	135	64	79	143	770	12
USA2	Ryan	MOLDOVAN	Nov	60	74	134	75	61	136	730	13
NLD1	Tristan	SPEERSTRA	Nov	71	53	124	72	72	144	720	14
USA4	Gregory	KUZMA	Nov	62	58	120	70	76	146	710	15
GBR7	Dr. Kristopher James	SMITH	Vet	74	31	105	74	82	156	685	16
INT3	Paul	DEITER	Nov	70	35	105	78	76	154	675	17
ZAF1	David H.	LABUSCHAGNE	Vet	69	67	136	62	61	123	675	18
FIN2	Janne	HYVÄRINEN	Vet	61	47	108	76	72	148	660	19
CHE2	Yannic	SCHENK	Nov	75	35	110	68	78	146	660	20
NLD3	Klaas	VISSER	Vet	72	23	95	74	86	160	655	21
FRA1	Samantha	ROCHE	Fem	71	57	128	70	56	126	650	22
DEU3	Jonathan	HÄUSSER	Vet	64	28	92	72	90	162	650	23
USA1	Sterling	BROADHEAD	Exp	68	54	122	56	75	131	645	24
SWE2	Johan	MALMENBRATT	Exp	68	54	122	59	72	131	645	25
USA2	Taylor	NELSON	Nov	64	53	117	57	78	135	640	26
USA1	Joseph	MCGOUGH	Exp	57	58	115	65	71	136	635	27
INT1	Timm	LOHMANN	Exp	59	52	111	71	68	139	630	28
DNK1	Mille Fie	HEWALO	Fem	73	28	101	70	79	149	630	29
SWE2	Carl	ALTERBECK	Exp	67	32	99	67	83	150	625	30
USA2	Joshua	MOELLER	Nov	62	52	114	74	60	134	620	31
DEU2	Thomas	FREUDENMANN	Vet	63	32	95	68	82	150	605	32
USA4	Morgan	FIGGS	Nov	75	68	143	33	68	101	600	33
NLD2	David	VAN DIJK	Exp	68	38	106	64	70	134	580	34
DNK2	Christian	STOLTZE	Vet	73	61	134	45	61	106	580	35
NLD3	Sebastiaan	KOUWENHOVEN	Vet	76	53	129	65	46	111	580	36
NLD1	Rein	EIJLERS	Nov	64	51	115	48	75	123	570	37
USA1	Rob	MARSHALL	Exp	60	26	86	67	82	149	555	38
NLD1	Sem	VAN OOSTERHOU	Nov	73	12	85	73	71	144	525	39
DEU2	Thomas	KRÄUTER	Vet	70	12	82	73	74	147	525	40
USA3	Thomas	WALKER	Nov	68	49	117	44	68	112	525	41
CHE2	Simon	WINKELMANN	Nov	65	28	93	70	65	135	520	42



team	First Name	Name	Cat							Total Competition Points	Position
				Prec.	Rapid	Pts	Prec.	Rapid	Pts		
INT2	Johannes	SIIRILÄ	Vet	56	35	91	53	83	136	515	43
FRA2	Emmanuel	VISSUZAINÉ	Exp	66	0	66	71	90	161	515	44
DEU1	Daniel	HUMMEL	Vet	70	30	100	64	61	125	505	45
FIN2	Mikko	VÄLIVIRTA	Vet	65	16	81	67	76	143	500	46
FRA2	Gaetan	MARIN	Exp	60	28	88	64	72	136	500	47
CAN2	Jean-Bastien	MOISAN	Nov	71	75	146	43	34	77	495	48
SWE1	Sara	EKLUND	Nov	52	53	105	60	57	117	490	49
GBR7	Peter Herald	DEWHURST	Exp	53	60	113	51	57	108	485	50
USA4	Daniel	BAIR	Nov	56	31	87	57	75	132	475	51
FRA1	Cecile	FATIGUE	Fem	60	35	95	62	60	122	465	52
EST2	Margus	ANDRESSON	Exp	44	16	60	76	79	155	465	53
DNK2	Rasmus Hedegaard	DUE	Vet	67	37	104	49	61	110	450	54
INT1	Erik	LAMMERTS VAN	Nov	71	53	124	29	57	86	430	55
DEU1	Tobias	KEIL	Vet	66	31	97	66	47	113	430	56
INT2	Henry George Morris	DEWHURST	Exp	69	31	100	63	44	107	415	57
ZAF1	T.O.	KATJEDI	Exp	17	16	33	72	72	144	410	58
FIN1	Mirka	MANNERSUO	Fem	58	24	82	49	72	121	395	59
CHE1	Christian	MAAG	Exp	54	16	70	66	67	133	395	60
NLD2	Jurgen	TESSELAAR	Exp	42	24	66	79	58	137	395	61
GBR4	James Ferguson Milla	GILLESPIE	Nov	45	0	45	62	78	140	390	62
CAN1	Janick	LEVESQUE	Nov	63	49	112	39	48	87	375	63
SWE1	Maria	ANDERSSON	Nov	67	24	91	37	71	108	375	64
DEU2	Leo	THEILKEN	Exp	44	34	78	60	60	120	370	65
FRA2	etienne	DRISCH	Exp	56	32	88	47	58	105	345	66
CHE2	Patrizia	PÜNTENER	Nov	23	0	23	76	52	128	330	67
GBR5	Luke	LORDON	Nov	72	54	126	28	34	62	320	68
INT1	Mathieu	NICOLAS	Nov	49	24	73	35	79	114	315	69
USA3	Ethan	HALEY	Nov	56	16	72	51	64	115	315	70
CAN2	Jeff	NADEAU	Nov	38	28	66	58	61	119	305	71
INT2	H.G.	NEETHLING	Exp	75	47	122	16	43	59	300	72
GBR3	Benjamin David	CURLESS	Nov	56	46	102	8	70	78	280	73
FIN1	Heini	KOUKI	Fem	59	51	110	12	57	69	275	74
GBR5	Max Aurthur Valentin	GEORGE	Nov	28	12	40	49	68	117	275	75
USA3	John	MUNDEY	Nov	61	44	105	31	42	73	270	76
EST1	Aune	SURVA	Fem	59	24	83	44	47	91	250	77
GBR3	Joseph	BAXTER	Nov	34	15	49	45	64	109	235	78
INT3	Dorrit	VELD	Fem	52	45	97	34	34	68	205	79
DNK2	Morten	MELBY	Exp	39	0	39	35	68	103	205	80
CAN1	Benjamin	LEMAIRE	Nov	57	38	95	25	43	68	195	81
CAN1	Tommy	PAGE	Nov	12	0	12	52	46	98	180	82
GBR6	Emelia Newton	JONES	Fem	59	0	59	38	60	98	180	83
GBR2	Stacey Marie	CLAMP	Fem	47	41	88	0	60	60	130	84
GBR4	James William Allan	BYERS	Nov	47	34	81	31	35	66	115	85
GBR5	Matthew	SCARSI	Nov	52	24	76	21	47	68	100	86
CAN2	Jules	GALARNEAU	Exp	50	12	62	62	18	80	90	87
SWE2	Erik Jakob	ANDERSSON	Exp	38	24	62	57	18	75	65	88



team	First Name	Name	Cat							Total Competition Points	Position
				Prec.	Rapid	Pts	Prec.	Rapid	Pts		
DNK1	Julia	KLITNAES	Fem	46	28	74	20	28	48	60	89
DNK1	Nichita N. A.	MORTENSEN	Fem	46	28	74	23	38	61	60	90
GBR4	Thomas Joshua	RUXTON	Nov	36	38	74	11	34	45	60	91
FIN1	Elina	KANGAS	Fem	33	12	45	30	35	65	15	92
GBR7	Thomas Huw William	GREAVES	Exp	37	28	65	0	49	49	15	93
INT3	Alexander Jarrod	FREEMAN-HALL	Exp	60	0	60	2	50	52	0	94
GBR1	Samuel James	MURKIN	Nov	0	12	12	22	35	57	0	95
GBR1	Myles Elliot	COLLINS	Nov	35	15	50	26	15	41	0	96
GBR1	Asher Smith	ROBSON	Nov	4	15	19	18	40	58	0	97
GBR2	Chrystina Elizabeth	GOLDSBY	Fem	0	0	0	9	31	40	0	98
GBR2	Isabel Sophie Margar	ROSS	Fem	37	24	61	14	34	48	0	99
EST1	Katriin	IVANOV	Fem	0	0	0	0	0	0	0	100
EST1	Kärt	PRAKS	Fem	0	0	0	0	0	0	0	101
SWE1	Celina	LÖÖF	Nov	7	0	7	14	19	33	0	102
GBR3	Nathan	MCCRAE	Nov	31	18	49	16	12	28	0	103
EST2	Rain	MURU	Exp	0	0	0	0	0	0	0	104
GBR6	Madelaine Ruth	FREEMAN	Fem	38	7	45	6	50	56	0	105